



Soundboard User Guide

Table of Contents

User Guide

- 3 Your Story
- 4 Soundboard
- 5 Your Account
- 6 Bookmarking Soundboard
- 7 Posting Messages
- 8 Share: Facebook
- 9 Share: Facebook Groups
- 10 Share: Twitter
- 11 Share: LinkedIn
- 12 Share: Pinterest
- 13 Share: Email
- 14 Share: Texting
- 15 Scheduling
- 16 Saving Images
- 17 Instagram
- 18 Submit an Article
- 19 Update Your Account
- 20 Help Center

Your Story

WORD OF MOUTH IS YOUR GREATEST ASSET

Your business is easy to talk about with friends and family because of your own positive experiences.

Leverage the power of social media to talk about the relevant conversations with that same ease.

Posting topical content on a daily basis makes you an authority and allows you to expand your social network by making new connections. It's like food for thought for your friends and pre-customers!



Soundboard

SPEND TIME GROWING YOUR BUSINESS

When thinking about social media, many people realize that they need to be posting but don't have time to do it and don't always know what to say.

The Soundboard is designed to solve those two problems. It provides content for you to post as well as what to say in those posts!

Marketing is easy when you have content to share and something to say.

NEVER RUN OUT OF CONTENT

The Soundboard provides articles, images, and videos for you to share with your audience and network via Facebook, Facebook Business Pages, Twitter, LinkedIn, Instagram, and even via email and texting. You can also use Buffer or Hootsuite to schedule your content in advance.

Your Account

ACCESSING SOUNDBOARD CONTENT

Once you have created your Soundboard account, head to the link <http://share.soundboard.social> on your mobile device or computer.

You'll enter your email address and password to access your account.



Welcome!

Your email address



Your password




Log In

Remember Me

[Español](#)

[Forgot your password?](#)

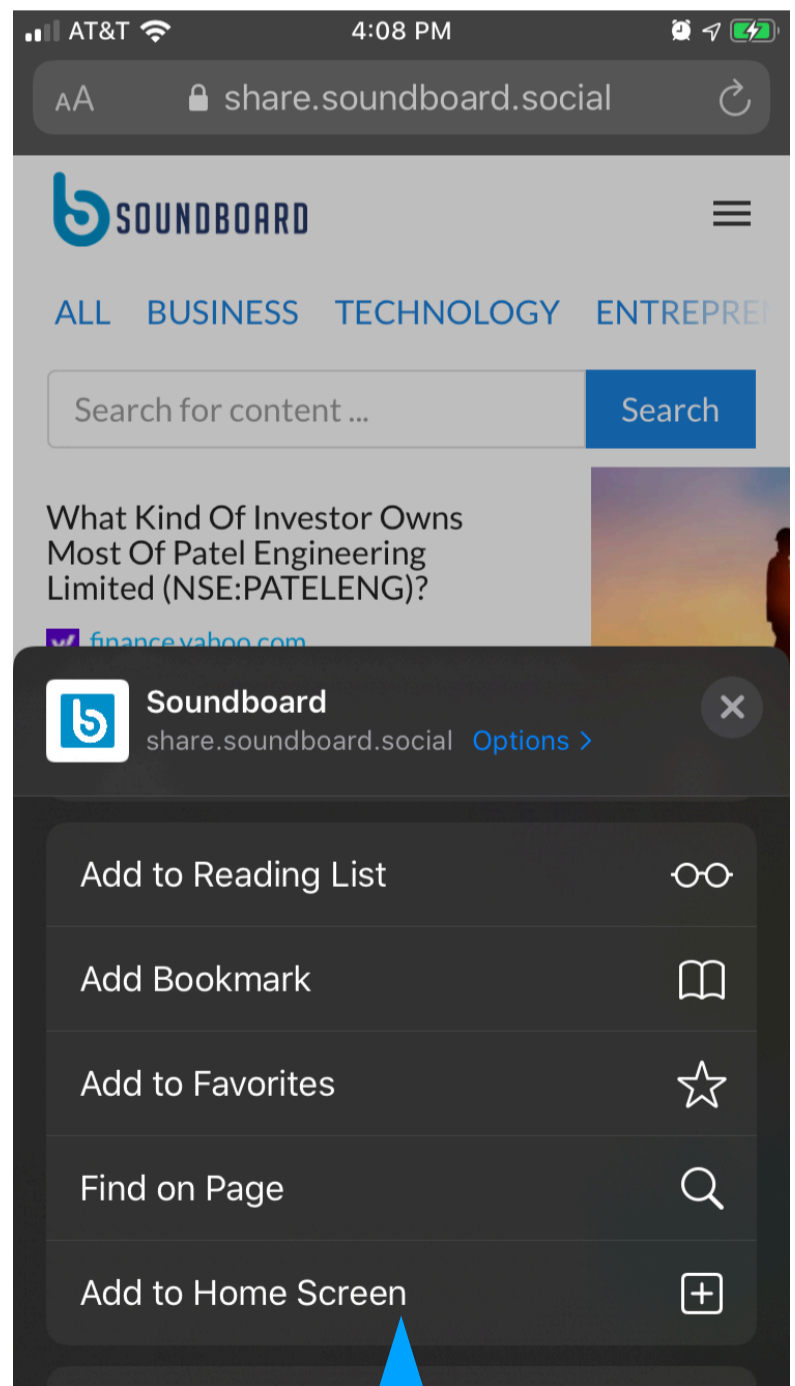
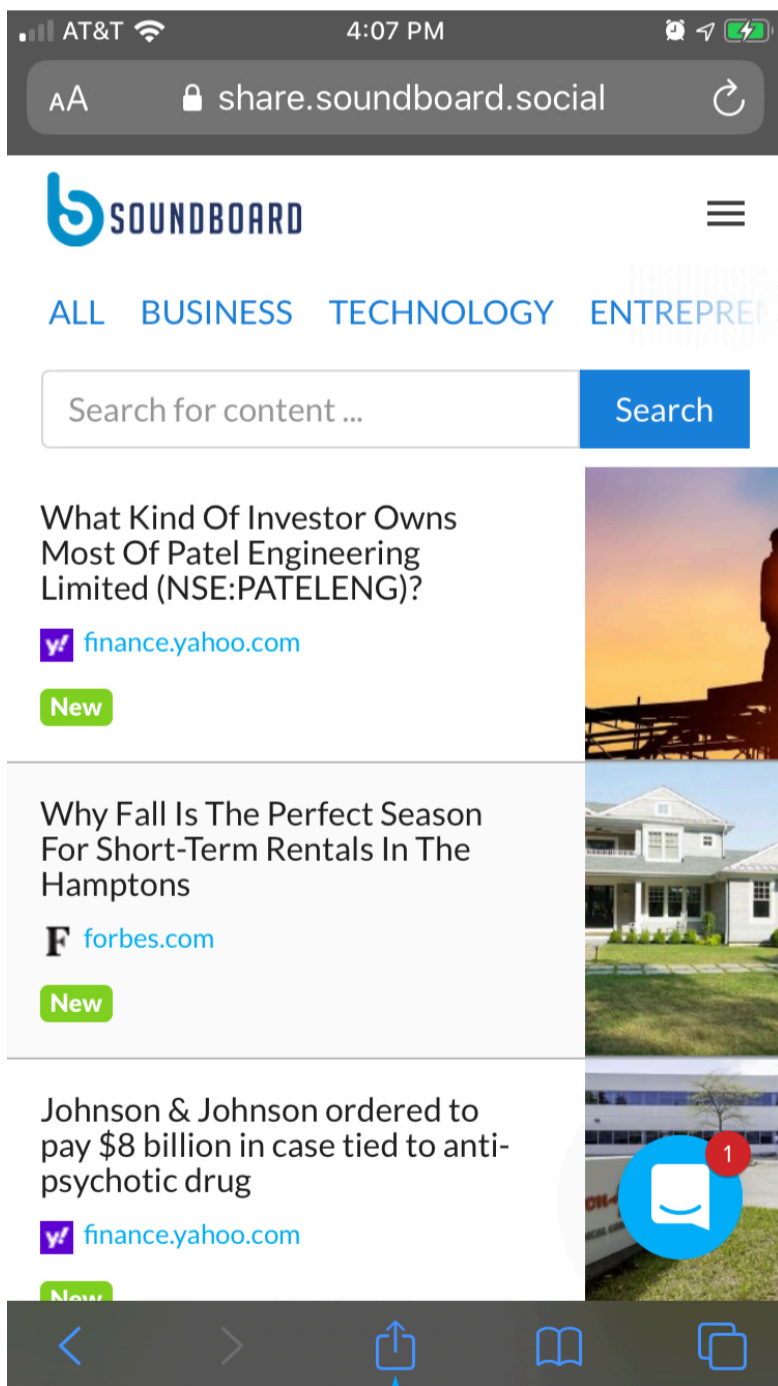


Soundboard does not require a download from the App Store. Use it straight from the website!

Bookmark Soundboard

BOOKMARK THE SOUNDBOARD WEB PORTAL

Make sure you bookmark the Soundboard on both your desktop and your mobile device to access it on the go.



Posting Messages

CREATING SOCIAL MEDIA POSTS

Soundboard is updated every single day with articles, images, and videos for you to easily share across any number of social media platforms.

Pick an article that you are interested in. If you wish to read the entire article, you can preview it on the right side.

WHAT TO SAY

Suggested comments are provided with every article to save you time or you can write your own if you prefer. Relevant hashtags are also provided.

CHOOSE A SOCIAL NETWORK TO SHARE ON

You can create posts on many social networks through Soundboard and schedule those posts using 3rd party services.



Creating a Post

PICK AN ARTICLE

You can find articles by browsing the pages or searching by keyword.



PICK A SUGGESTED MESSAGE

Start the share process by picking your favorite suggested message. This will be automatically copied to your clipboard. Pick your preferred social media platform and then paste in the suggested message. You can make changes to it if you want to personalize the message.



We've copied this message to your clipboard

*Australia Just Had a Bad Flu Season. That May Be a Warning for the U.S.
#InfectiousDiseases*

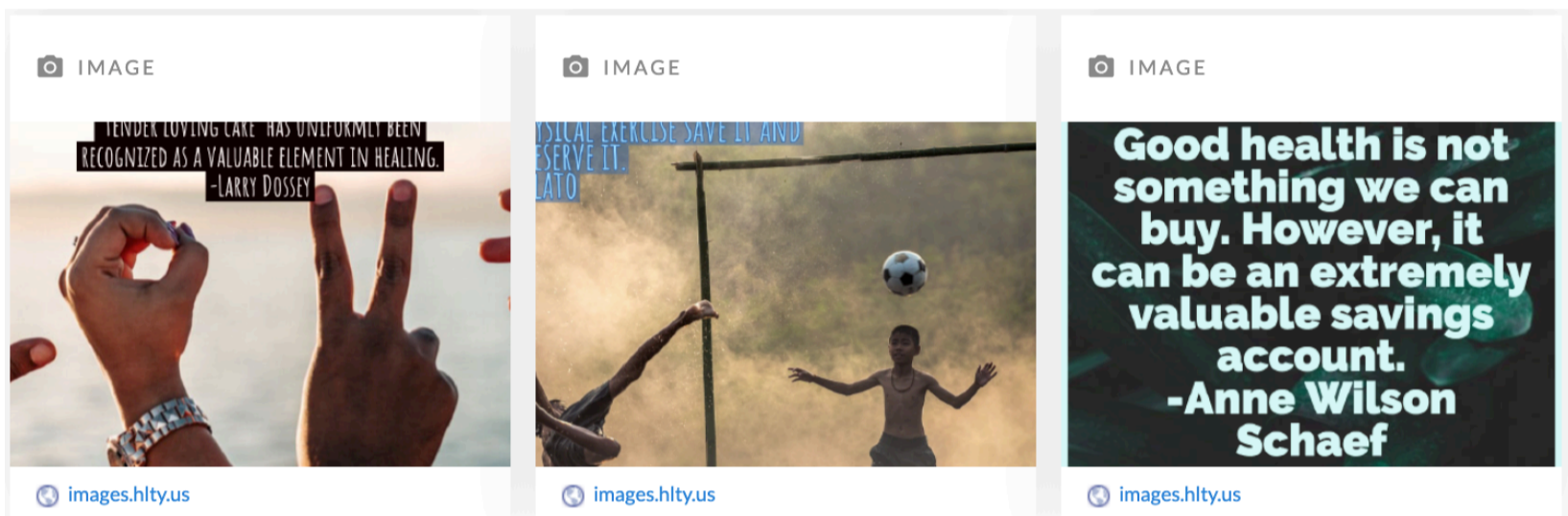
Now choose a platform and paste it in the popup window



Soundboard Images

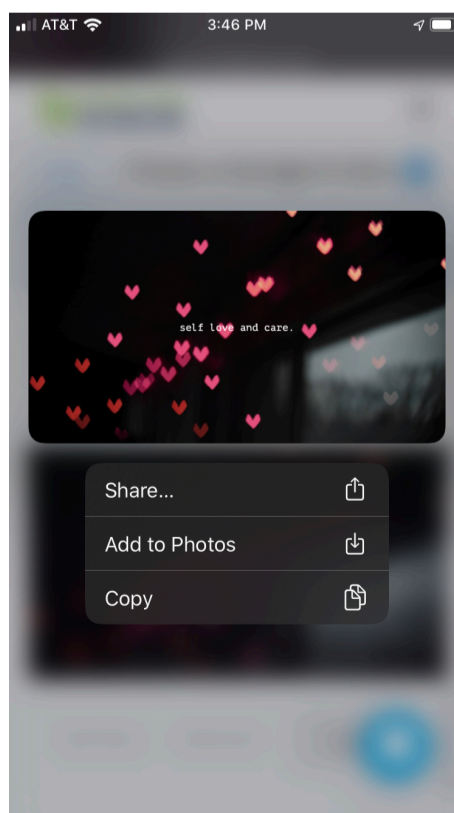
USING INSTAGRAM WITH SOUNDBOARD IMAGES

One of the categories at the top of the page is Images, which has lots of graphics that you can use on Instagram.



SAVE THE IMAGE TO YOUR PHONE

Find the image you want to share, then tap and hold until you get the Save Image popup. Tap Save and it will be in your photos, which you can easily post to Instagram.



Updating Your Account

EDITING YOUR ACCOUNT

Under the settings, you can change your plan to add more features, update your profile with more information about yourself, and change your payment information.



Settings

[Your Profile](#)

[Reset Your Password](#)

[Team Settings](#)

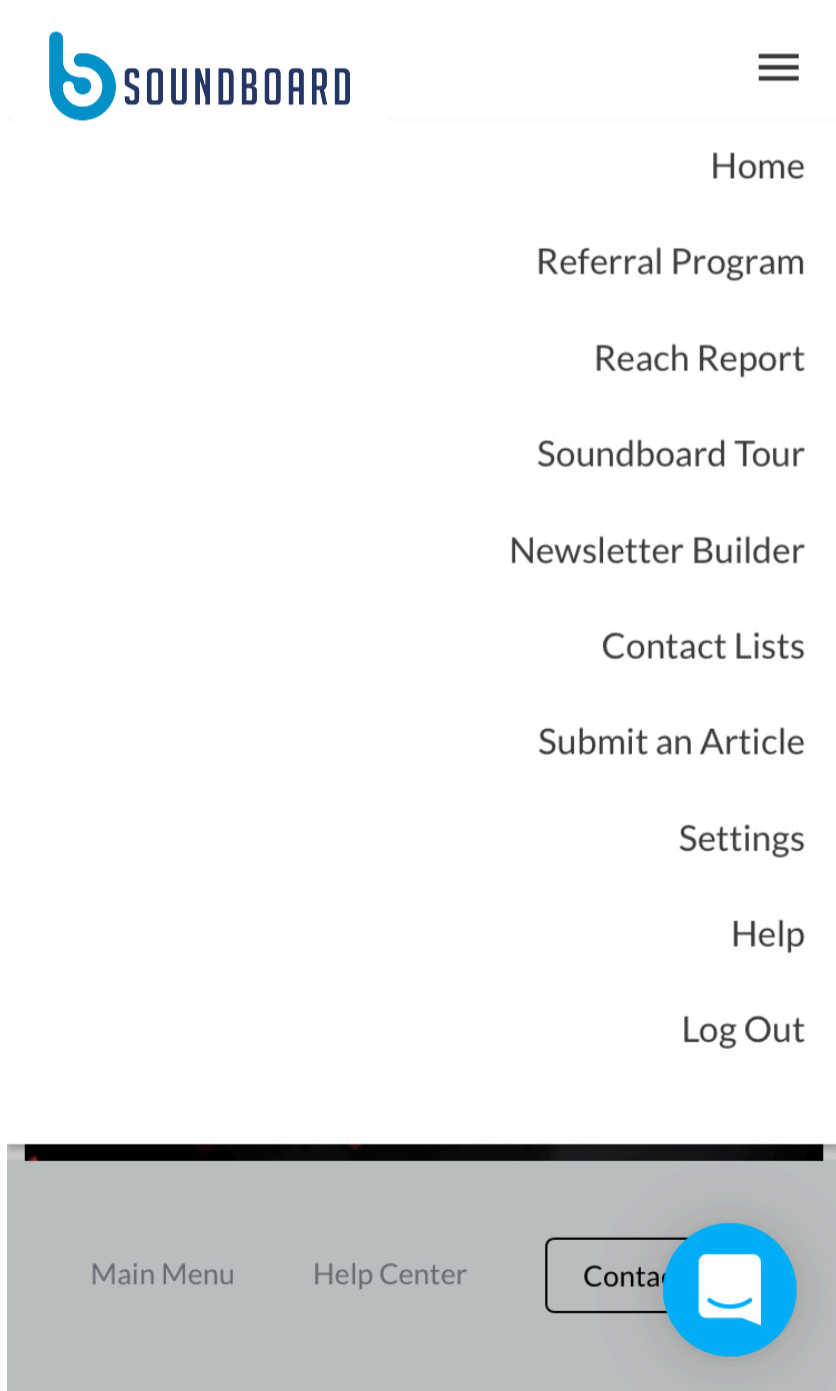
[Your Subscription](#)

[Payment Method](#)

Got Questions?

CHECK OUT THE HELP CENTER

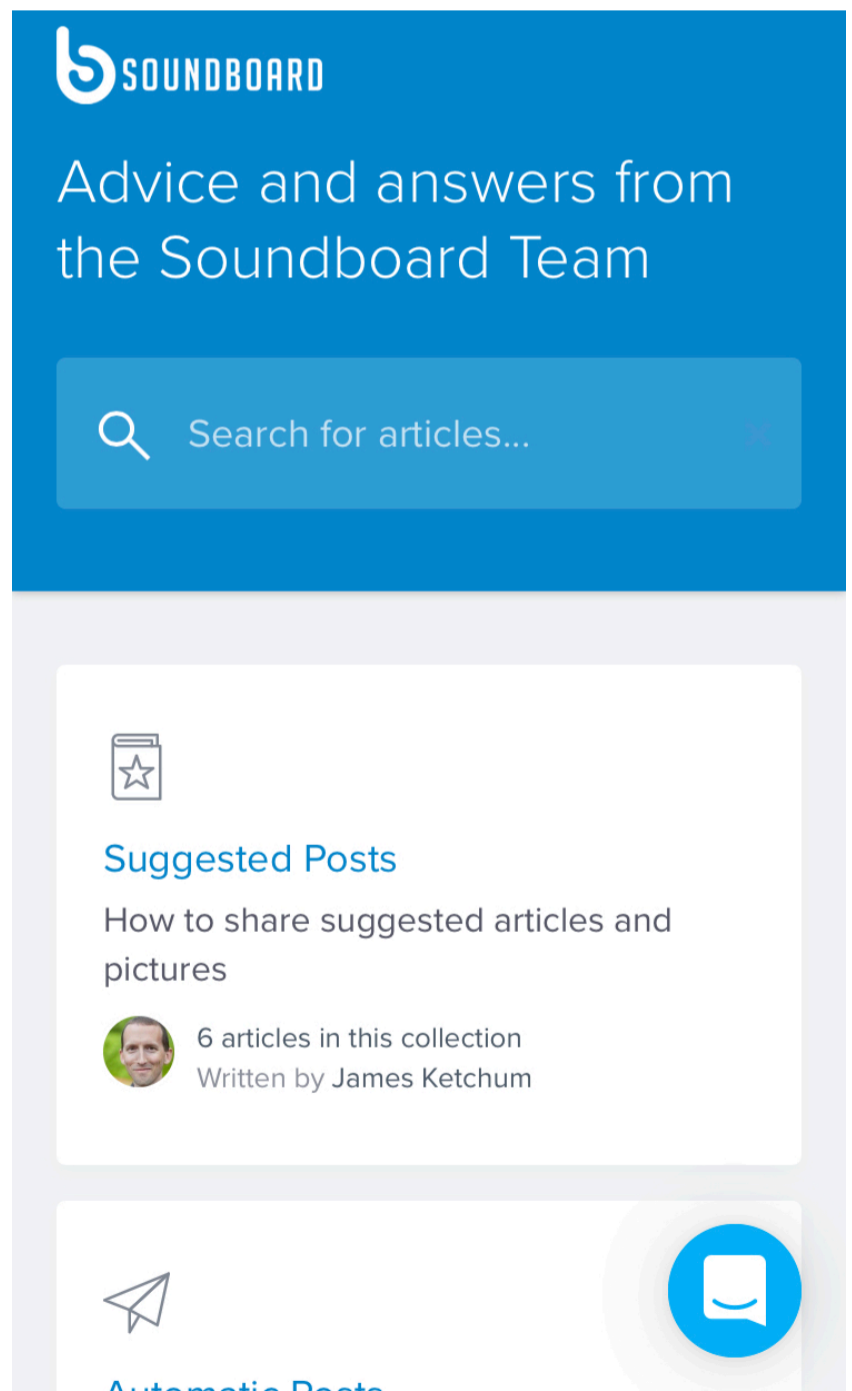
Have specific questions? Check out our Help Center. There is an ever-growing list of articles and videos that provide help on how to use the Soundboard, best practices for Twitter and Facebook, and how to schedule content.



The navigation menu for Soundboard, featuring the logo and a list of menu items.

- Home
- Referral Program
- Reach Report
- Soundboard Tour
- Newsletter Builder
- Contact Lists
- Submit an Article
- Settings
- Help
- Log Out

At the bottom of the menu, there are three buttons: "Main Menu", "Help Center", and "Contact Us" (partially visible), with a blue chat icon overlaid on the "Contact Us" button.



The main content area of the Soundboard interface, showing a search bar and a suggested article.

Search for articles...

Suggested Posts
How to share suggested articles and pictures
6 articles in this collection
Written by James Ketchum

Automatic Posts